

Model GM-A

Digital Display/Signal Conditioner



DESCRIPTION

The GM-A is a cost-efficient digital readout that works with amplified (0 V to 5 V or 4 mA to 20 mA) transducers or transmitters. This unit supplies power to the sensors. Two-wire current is user jumper selectable for use with two-wire current transducers. Separate power supply required for three-wire current use. Not for use with intrinsically safe applications utilizing a barrier.

FEATURES

- High level (amplified) transducer input
- 4 1/2 digit LED display
- Large 14,2 mm [0.56 in] readout
- High speed analog output
- Transducer current drive 30 mA (max.)

Model GM-A

ELECTRICAL SPECIFICATIONS

Characteristic	Measure
Number of characters displayed	4 1/2
Power requirements, standard	115 Vac @ 5 W
Power requirements, optional	220 Vac
Conversions per second	3
Scaling method	Zero and span adjustment
Polarity indication	Yes
Decimal point selection	Jumper (non-solder)
Display size	14,2 mm [0.56 in]
Overrange indication	Flashing display
Display resolution	1/20000 max.
Digital display	LED
Analog output	±5 Vdc
Amplifier output impedance	< 2 ohm
Accuracy	±0.03 %
Amplifier frequency response	250 Hz
Coarse zero adjustment	±40 %

ENVIRONMENTAL SPECIFICATIONS

Characteristic	Measure
Temperature, storage	-29 °C to 93 °C [-20 °F to 200 °F]
Temperature, operating	0 °C to 54 °C [32 °F to 130 °F]

PHYSICAL SPECIFICATIONS

Characteristic	Measure
Weight	1 kg [2.25 lb]
Mounting	Bench, rack or panel (panel mount included with unit)
Case size (standard)	1/8 DIN
Case material	Noryl plastic
Input/output connector	Removable with screw terminal

Not RoHS compliant


OPTION CODES

	Many range/option combinations are available in our quick-ship and fast-track manufacture programs. Please see http://sensing.honeywell.com/TMsensor-ship for updated listings.
Power supply	110 Vac 60a. 220 Vac
Front panel	51d. Custom front panel
Mounting options	51a. Rack mount adaptor 51c. NEMA enclosure

Digital Display/Signal Conditioner

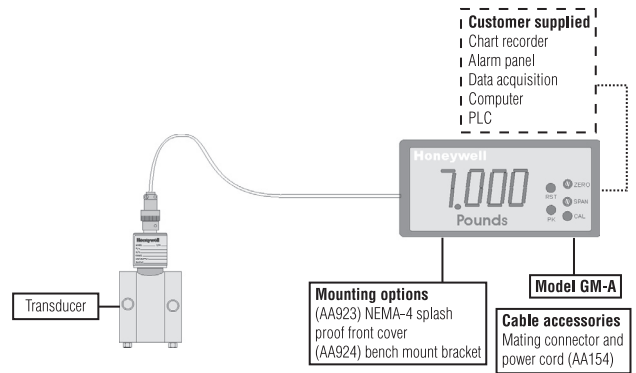
FLEXIBLE PLATFORM

Signal conditioning options
 (51d. option) custom front panel
 (56a. option) 4 mA to 20 mA output (requires 1/4 DIN format)
 (60a. option) 220 VAC
 0-2 V input range
 0-5 V input range
 4 mA to 20 mA input range
 (transducer must be powered separately)
 10 V ± 15 V excitation (user selectable)




Mounting options
 Panel mount (standard)
 Bench mount bracket (AA924)
 NEMA enclosure (51c. option)
 482,6 mm [19 in] rack mount adaptor (51a. option)

TYPICAL SYSTEM DIAGRAM



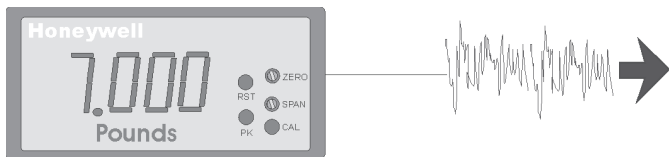
COMPREHENSIVE SIGNAL CONDITIONING

Display options

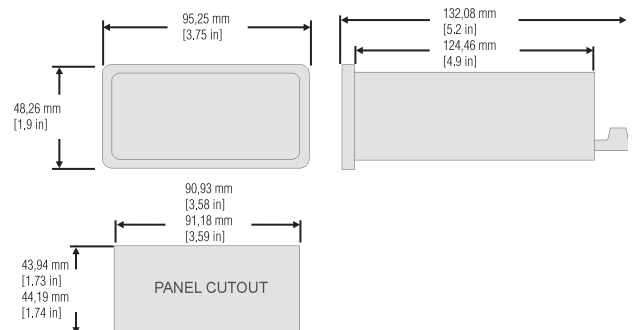


Light bar & scaling decal with light bar

High speed analog

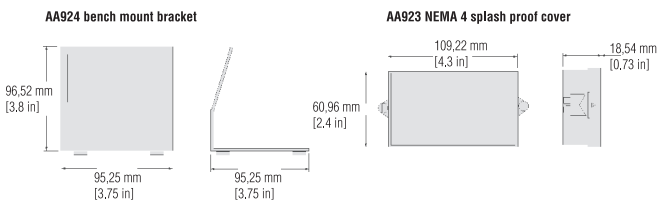


MOUNTING DIMENSIONS AND CHARACTERISTICS



For reference only

ACCESSORIES AND OPTIONS DIMENSIONS



Warranty. Honeywell warrants goods of its manufacture as being free of defective materials and faulty workmanship. Honeywell's standard product warranty applies unless agreed to otherwise by Honeywell in writing; please refer to your order acknowledgement or consult your local sales office for specific warranty details. If warranted goods are returned to Honeywell during the period of coverage, Honeywell will repair or replace, at its option, without charge those items it finds defective. **The foregoing is buyer's sole remedy and is in lieu of all warranties, expressed or implied, including those of merchantability and fitness for a particular purpose. In no event shall Honeywell be liable for consequential, special, or indirect damages.**

While we provide application assistance personally, through our literature and the Honeywell web site, it is up to the customer to determine the suitability of the product in the application.

Specifications may change without notice. The information we supply is believed to be accurate and reliable as of this printing. However, we assume no responsibility for its use.

For more information about Sensing and Control products, visit www.honeywell.com/sensing or call +1-815-235-6847

Email inquiries to info.sc@honeywell.com

⚠ WARNING
PERSONAL INJURY

- DO NOT USE these products as safety or emergency stop devices or in any other application where failure of the product could result in personal injury.

Failure to comply with these instructions could result in death or serious injury.

⚠ WARNING
MISUSE OF DOCUMENTATION

- The information presented in this catalogue is for reference only. DO NOT USE this document as product installation information.
- Complete installation, operation and maintenance information is provided in the instructions supplied with each product.

Failure to comply with these instructions could result in death or serious injury.